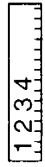



# 13

CE-CM1

## Matériel nécessaire :

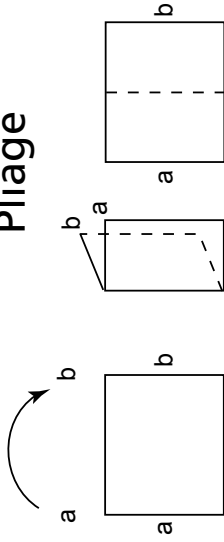


Une règle



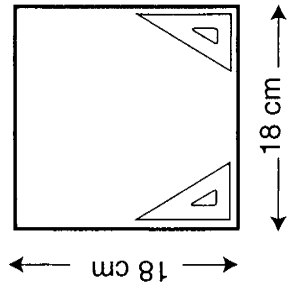
Une feuille A4

## Pliage



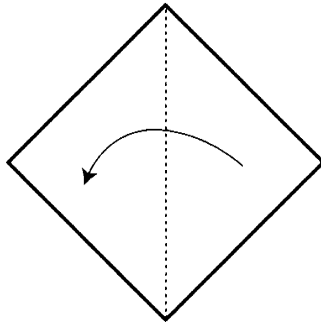
1

Dessiner un carré.



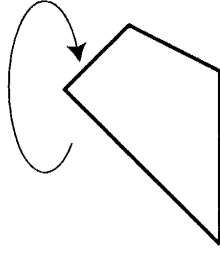
2

Plier 2 coins opposés l'un sur l'autre.

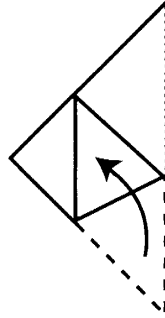


3

Plier le coin du triangle vers la droite, puis retourner le pliage.

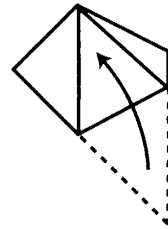


4



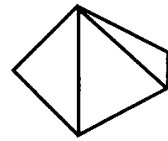
5

6

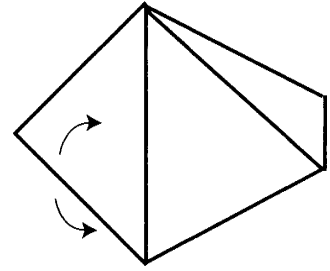


7

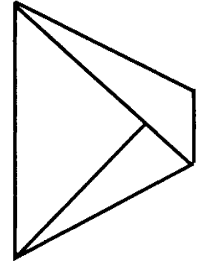
Plier le coin du triangle vers la droite.



8

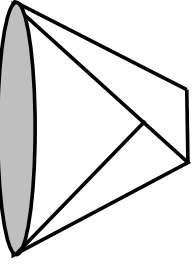


9



10

Remplir d'eau et boire !



Plier une pointe vers l'avant, l'autre vers l'arrière.